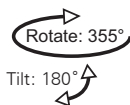
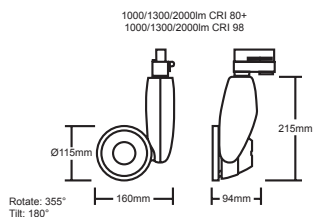


# TRACK AND SPOTS CURVE

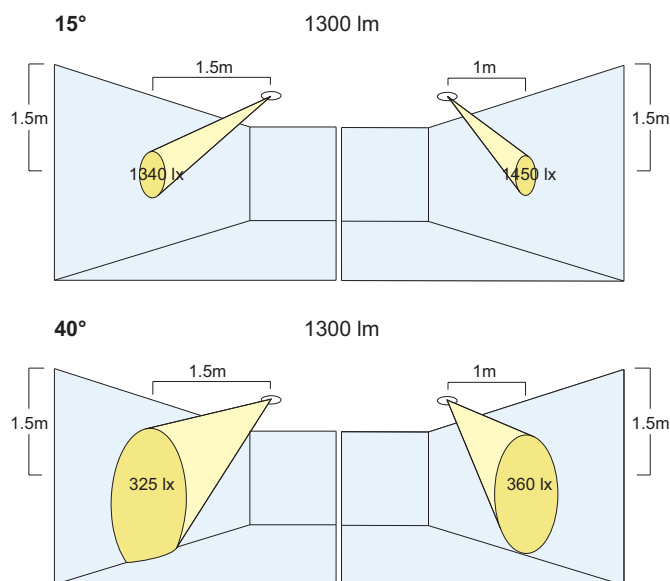
- Adjustable track mounted spotlight
- Die-cast construction
- Three circuit track adaptor as standard
- Narrow and medium beam options for high accent factor
- Supplied with non-dimming driver



**/RD** Rotary Dimming

Allows individual dimming on standard track

## PRODUCT CODE



### Lumen Output:

- (10) 1000 lm
- (13) 1300 lm
- (20) 2000 lm

### Colour Temps:

- (27) 2700K
- (30) 3000K
- (35) 3500K
- (40) 4000K

### Colour Rendering:

- (V8) Vibrancy 80
  - (V9) Vibrancy 98
  - (80) CRI 80+
  - (98) CRI 98
- (CRI 98 / V9 up to 2000 lumens)*

### Beam Angles:

- (N) Narrow: 15°
- (M) Medium: 40°

### Colour:

- (W) White
- (B) Black
- (S) Silver Grey

**CV** \_\_\_\_\_ /\*\*

### Options:

#### Dimming:

- /DT Trailing Edge
- /DL Leading Edge
- /DD DALI
- /DA Analogue (1-10V)

*(Other dimming options available see page 123)*