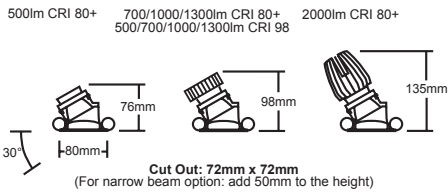


70 SERIES


IMP SOFT SQUARE TILT

- Square adjustable downlight
- Die-cast construction
- Glare control secondary reflector with fixed 30° angle
- Supplied with pre-wired remote non-dimming driver
- Small cut out for halogen replacement



Accessories

To order, use the following suffix



- /HL Honeycomb louvre
- /SL Softening Lens
- /RG Ribbed Spreading Glass
- /CG Clear glass

PRODUCT CODE

Lumen Output:

(05)	500 lm
(07)	700 lm
(10)	1000 lm
(13)	1300 lm
(20)	2000 lm

Colour Temps:

(27)	2700K
(30)	3000K
(35)	3500K
(40)	4000K

Colour Rendering:

(V8)	Vibrancy 80
(V9)	Vibrancy 98
(80)	CRI 80+
(98)	CRI 98

(CRI 98 / V9 up to 1300 lumens)

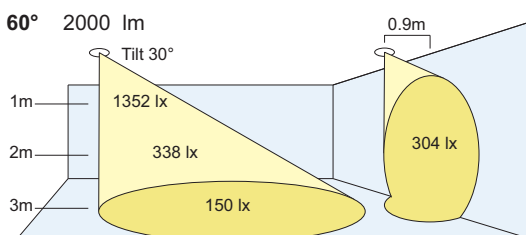
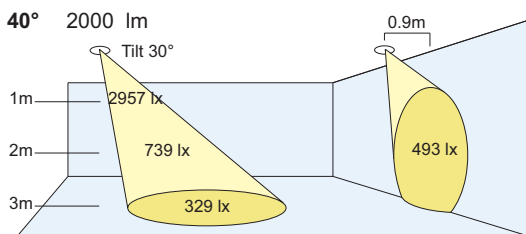
Beam Angles:

(N)	Narrow: 20°
(M)	Medium: 40°
(W)	Wide: 60°

(20° up to 1300lm CRI 80 & 1300 CRI 98)

Colour:

(W)	White
(N)	Nickel Satin



S4 _____ /**/ **

Options:

Dimming:

- /DT Trailing Edge
- /DL Leading Edge
- /DD DALI
- /DA Analogue (1-10V)
- /LT Lumentalk

Other options:

- /M3 3Hrs Maintained
- /ST Self Test
- /DE DALI Emergency

(Other dimming options available see page 123)