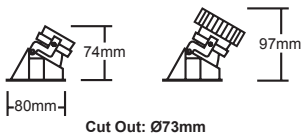


90 SERIES

MICRO WASHER 90


- Micro bezel adjustable downlight
- Designed to blend seamlessly into a ceiling
- Die cast construction
- Supplied with deep set baffle and softening lens
- Supplied with pre-wired remote non-dimming driver
- Small cut out ideal for halogen replacement

280/400lm CRI 80+ 700/1000/1300lm CRI 80+
500/700/1000/1300lm CRI 98



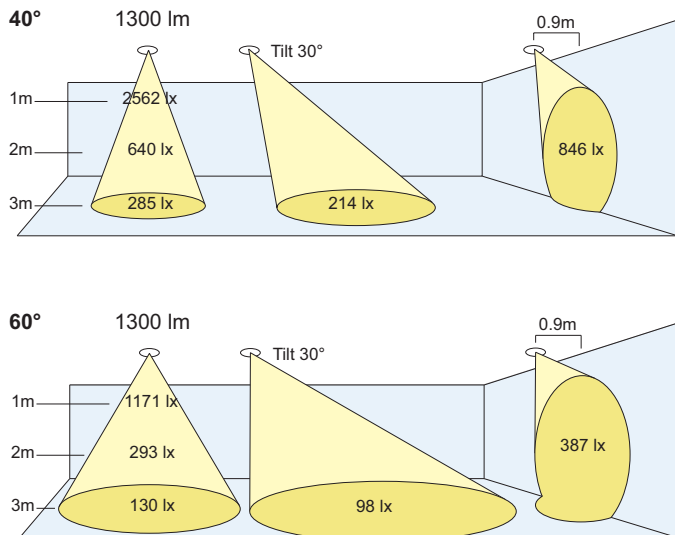
Accessories

To order, use the following suffix



- /HL** Honeycomb louvre
- /CG** Clear glass

PRODUCT CODE



Lumen Output:

- (05) 500 lm
- (07) 700 lm
- (10) 1000 lm
- (13) 1300 lm

Colour Temps:

- (27) 2700K
- (30) 3000K
- (35) 3500K
- (40) 4000K

(3500K available in 700 lumens and above)

Colour Rendering:

- (V8) Vibrancy 80
- (V9) Vibrancy 98
- (80) CRI 80+
- (98) CRI 98

(CRI 98 / V9 up to 1300 lumens)

Beam Angles:

- (M) Medium: 40°
- (W) Wide: 60°

Colour:

- (W) White

MA _____ /**/ **

Options:

Dimming:

- /DT** Trailing Edge
- /DL** Leading Edge
- /DD** DALI
- /DA** Analogue (1-10V)
- /LT** Lumentalk
- /M3** 3Hrs Maintained
- /ST** Self Test
- /DE** DALI Emergency

(Other dimming options available see page 123)