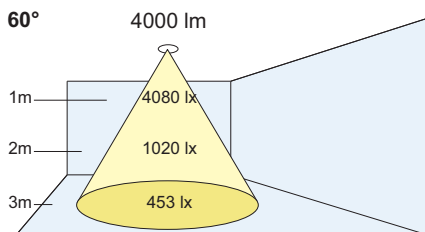
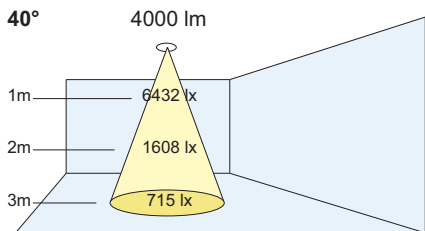
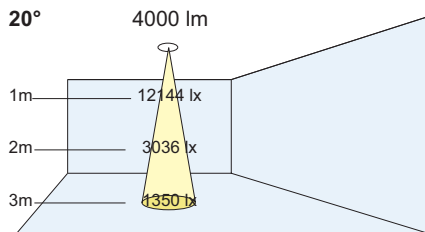
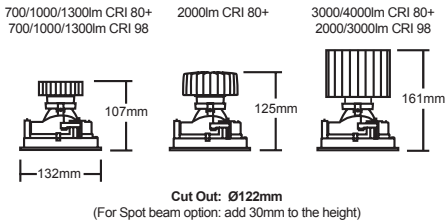


120 SERIES

NIMBLE PIN HOLE

- Fixed downlight with minimal glare
- Various reflector and lumen options
- Supplied with pre-wired non dimming driver
- AlphaLED Fast Fix mechanism
- Ideal replacement for halogen and metal halide
- Supplied with extended glare reduction baffle



PRODUCT CODE

Lumen Output:

- (07) 700 lm
- (10) 1000 lm
- (13) 1300 lm
- (20) 2000 lm
- (30) 3000 lm
- (40) 4000 lm

Colour Temps:

- (27) 2700K
- (30) 3000K
- (35) 3500K
- (40) 4000K

Colour Rendering:

- (V8) Vibrancy 80
- (V9) Vibrancy 98
- (80) CRI 80+
- (98) CRI 98

(CRI98 / V9 up to 3000 lumens)

Beam Angles:

- (S) Spot: 10°
- (N) Narrow: 20°
- (M) Medium: 40°
- (W) Wide: 60°

(10° up to 2000lm CRI 80 & 2000 CRI 98)

Colour:

- (W) White

N2

// ****

Options:

Dimming:

- /DT Trailing Edge
- /DL Leading Edge
- /DD DALI
- /DA Analogue (1-10V)
- /LT Lumentalk
- /M3 3Hrs Maintained
- /ST Self Test
- /DE DALI Emergency

(Other dimming options available see page 123)