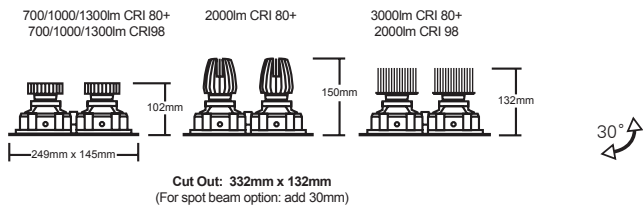


GYRO SERIES CUBE 2

- Twin gimbal downlight with gyroscopic movement
- Die-cast construction
- Lockable tilt mechanism
- AlphaLED Fast Fix mechanism
- Supplied with pre-wired remote non-dimming driver
- Trimless option with skim bead
- Glare control accessories available



Accessories

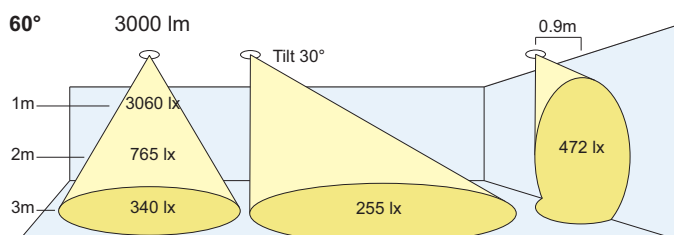
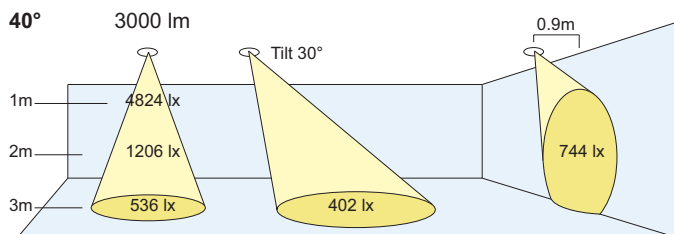
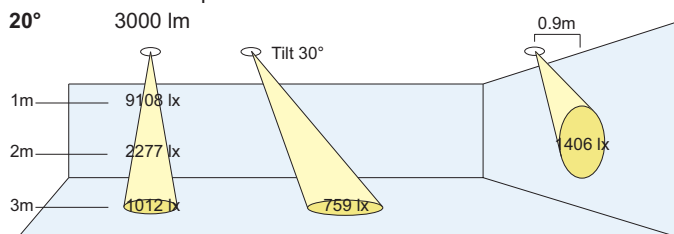
To order, use the following suffix



- /SN Snout
- /HL Honeycomb louvre
- /SL Softening Lens
- /CG Clear Glass
- /WB White inner body and gyro rings

Snout

Calculations for x1 optic



TRIMLESS
Product Code **2T**

PRODUCT CODE

Lumen Output:

- (07) 700 lm
- (10) 1000 lm
- (13) 1300 lm
- (20) 2000 lm
- (30) 3000 lm

Colour Temps:

- (27) 2700K
- (30) 3000K
- (35) 3500K
- (40) 4000K

Colour Rendering:

- (V8) Vibrancy 80
- (V9) Vibrancy 98
- (80) CRI 80+
- (98) CRI 98

(CRI 98 / V9 up to 2000 lumens)

Beam Angles:

- (S) Spot: 10°
- (N) Narrow: 20°
- (M) Medium: 40°
- (W) Wide: 60°

(10° up to 2000lm CRI 80 & 1300 CRI 98)

Colour:

- (W) White
- (N) Nickel Satin
- (B) Black
- (X) Trimless

2C _____ / ** / **

Options:

Dimming:

- /DT Trailing Edge
- /DL Leading Edge
- /DD DALI
- /DA Analogue (1-10V)
- /LT Lumentalk
- /M3 3Hrs Maintained
- /ST Self Test
- /DE DALI Emergency

(Other dimming options available see page 123)